



**NEOTECH**

# G2PD0000.0050SF2

2-WAYS POWER DIVIDER

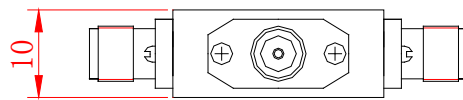
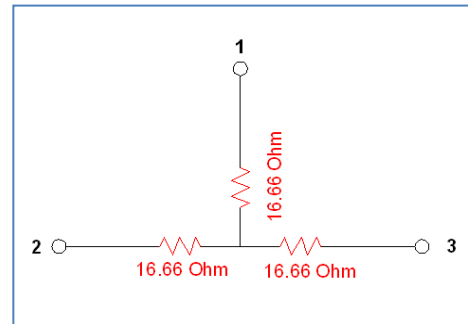
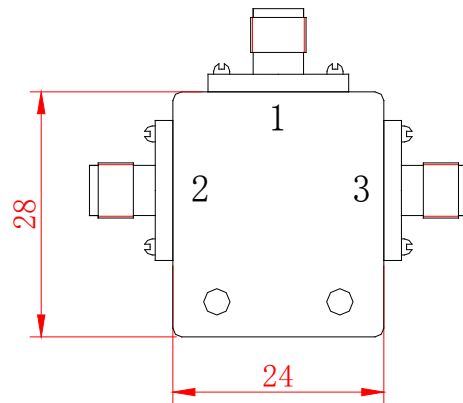
DATASHEET

## ELECTRICAL SPECIFICATIONS

Parameter	Minimum	Typical	Maximum	Units
Frequency Range	DC	-	500	MHz
Insertion Loss	-	-	6.5	dB
VSWR	-	-	1.5:1	-
Tracking Error	-	-	0.3	dB
Input Power	-	-	2	W CW
Operating Temperature Range	-40	-	+70	°C
Impedance	-	50	-	Ω
Connectors	SMA-Female			

## OUTLINE DRAWING

- Dimensions in mm



www.myneotech.com

Rev.	Description	Date	Approved by

For more information, please contact us at [info@myneotech.com](mailto:info@myneotech.com)